



Termly Learning Letter Year One

TERRIFIC TOYS!

We can't believe we are about to start the last term of Year 1 and our exciting topic this half term is 'Terrific Toys'. During this topic we will explore our favourite toys and consider how toys and technology have changed over time, through our lifetime as well as others. This has links with our science learning, finding out about the properties of different everyday materials including wood, plastic, glass, metal, water and rock. We will learn lots of new vocabulary including opaque, transparent and flexible. In science we will also be recapping different types of trees and the different parts of plant. We will remember what the function of each part of the plant can do too.




In Art we will be looking at sculptures and focusing on the work of Eva Rothchild, a UK based artist. We will be inspired to design and make our own sculptures, using different resources and considering efficient joining techniques.

In DT our creativity will continue as we will take on the challenge to design and make our own robot based upon the brilliant story of No-Bot

the Robot.



Our computing lessons this term have a strong link with PSHE, through our 'Natterhub' lessons we will be thinking about how to keep safe online and considering what information is safe to share online. We will also be using our computing skills across the curriculum, further developing them, and considering how technology has changed.



In PSHE we will be recapping our pants rule through the 'Pantosaurus' song. We will be sharing what is special and unique about each of us and discussing how we are all different. We will be thinking about our feelings, noting how we are feeling, as well as others and thinking about how to respond to these feelings. Our circle times are always a safe space where we can talk and share ideas about how we are feeling.

In RE we will continue to develop our understanding of how stories influence different traditions and festivals. We will continue to develop our understanding of Easter, and we will also be learning about the Jewish festival of Passover.

We have many carefully selected high quality texts for story time that link to Terrific Toys and we cannot wait to start sharing them! These include What the Ladybird Heard, The Fish that could Wish, Dogger, Stanley's Stick, Toys in space, Whatever Next, On Sudden Hill plus a range of poetry.




English

The children will continue to practice correct letter formation in their handwriting, ensuring that letters are the correct size and are all facing the correct way.



We will look at the sizing of our letters, focusing on ascenders and descenders and beginning to join some letters. Through Talk for Writing, our focus story is 'No-bot The Robot'. We will become very familiar with the story through re-telling it orally and using different writing styles to innovate the story! We will also be developing our understanding of spelling, punctuation and grammar, descriptive writing, and the joining of sentences using conjunctions. These will help us to improve our writing skills and create some incredible stories! We will also be revisiting instruction writing, character descriptions and poetry.



Maths


In Year One we follow a maths scheme called White Rose Maths. This term, we will cover: Place value within 100 – looking at ordering, recognising, comparing and using number lines. Money – involving recognising coins and notes and utilising money

Time – including before and after, days of the week and months of the year and telling the time to o'clock on an analogue clock.



We will also consolidate our previous knowledge from the year.

Additionally, we are working through the "Mastering Number" programme, using short, practical activities to develop pupils' confidence, and understanding of number.



Phonics information and reading

As always, we place huge emphasis on the importance of regular reading practice both in and out of school.

Please continue to ensure that your child brings their reading practice book and reading record to school each day so that we can assess and record their progress appropriately. Hearing your child read at least 3x a week is very valuable in developing their reading skills and their love of reading! We cannot emphasise this enough!


This term all Year 1 children will complete the Phonic Screening check. As you will already know, this is when your child works one to one with their class teacher and reads 40 words, made up of 20 real words and 20 nonsense words. This is a national check and is nothing to worry about. If you have any questions or want to discuss this further, please speak to your child's class teacher.



Extra helpful info

Children will be doing PE on different days throughout the term, so it is important that your child has their PE kit in school every week so that they can fully engage in activities.

Some children will be continuing to take part in forest school this term. We will inform you if your child has a forest school day through a separate letter, along with any clothing they may need, so please keep an eye out for this!



Homework Challenges

These can be handed in at any point up until the end of term and be done in any format – photos, videos, writing, drawings, or any other type of artwork. Please choose from the following:

- Create a map of an imaginary island, adding a range of human and physical features and using symbols with a key to show them clearly on the map.
- Design a new toy that you would love to play with and label it. You could always create a poster to advertise it in a toy shop! Or why not create a small model of it?
- Design and plan a summer picnic. This may involve you going to the shop with a list for the ingredients. Fingers crossed, it isn't raining on picnic day!
- Keep a diary of all the lovely family adventures you do throughout the term and into the summer holidays.
- Design and make your own robot, remember to make sure all their body parts are firmly attached! Which joining methods will you choose?
- Can you create a timeline of toys? When did you get your first toy?
- Alternatively, can you create a timeline of technology? Start with the technology your grandparents had, then your parent and now you. How has this changed? You could always do a mini-interview with them, such as how did they used to listen to music?

Other Homework Ideas

These could be practised weekly.

Week 1

- Practise letter formation, ensuring that the letters sit correctly on the line and tall letters are tall.
- Write 3 or 4 punctuated sentences about a visit to the park.
- Order 6 random numbers to 100. Use < and > to compare these numbers, stating which is more or less than another number.
- Go on a walk or explore your garden to find the signs of summer. Can you make a poster to tell everyone what is changing as we move into summer? Could you collect some signs?



Week 2

- Practise forming numbers correctly, making sure that they all face the same way.
- Can you write a character description for someone from your family? Or your favourite cuddly? Remember to punctuate each sentence and try to extend your ideas with 'and' 'but' and 'because'.
- Can you find all the number bonds to 10? Remember this is two numbers that add together to make 10. Now why not challenge yourself to use this to find all the number bonds to 20?
- Find about toys your parents or grandparents used to play with. Explore some if they still have them! How are these the same and how are they different to those you play with? Could you bring in a picture or a labelled drawing to share with your class?

Week 3

- Practise letter formation, ensuring that the letters sit correctly on the line and tall letters are tall. Now try writing your full name and the names of others in your family. Remember that all names are a proper noun and therefore need to start with a capital letter.
- Read your favourite story together. Now can you write a book review for your friends explaining to them why they should read it. Remember to punctuate your sentences!
- Roll a dice twice and use the numbers rolled to create an addition calculation. E.g. $6 + 3 = 9$. Now can you write the fact family for this calculation, giving us all 4 calculations e.g. $6 + 3 = 9$, $3 + 6 = 9$, $9 - 6 = 3$, $9 - 3 = 6$. As an extension you can also extend the fact family by moving the equals e.g. $9 = 6 + 3$.
- Think about our focus artist Eva Rothchild. Could you try and recreate one of her sculptures? Can you find any other sculptors and investigate their work? Have you spotted a sculpture in Lincoln? Why not draw it and investigate it?

Week 4

- Practise letter formation and ensuring that the letters sit correctly on the line and tall letters are tall. Now practise writing words with ch, ai or ow in and you can begin to join your letters!
- Think of your favourite toy. What could they lose like No-bot the Robot? Can you compose your own story as they look for their lost part?
- Doubling and halving – how many can you find?
- Why not try counting some money from your money box or a wallet/purse?

Week 5

- Using your fantastic handwriting practise writing and spelling numbers as words to 10. E.g. one, two
- Instruction writing – Can you create instructions for us on how to play your favourite game? Remember to include what you need and numbered 'bossy' instructions.
- Create a timeline of what you do throughout the day and describe this to an adult. Try to use time words such as morning, afternoon, evening, night, after that, before etc.
- Can you remember the names of the continents and oceans of the world? How about the countries that make up the United Kingdom and their capital cities? Hold a family quiz to recap your knowledge.

Week 6

- Using your fantastic handwriting practise writing and spelling numbers as words to 20. E.g., eleven, twelve
- It is nearly the end of term, what does your new teacher need to know about you? Can you write a character description about yourself? Or a little letter for the summer?
- Sort the coins, explore the loose change around your house and make sure you return it at the end of the activity! What are the coins worth? Set up a role play shop and practise using the coins to accurately pay for different items.

New Vocabulary

| | | |
|-------------|-------------------------------|-----------|
| flexible | pounds and pence (money link) | unique |
| opaque | decade | evaluate |
| transparent | deciduous | evergreen |

Please share these words with your child and practise using them in different sentences.